

✓

# **CORD CUTTING**

## **ELIMINATING CABLE TV**

### **STREAMING DEVICES AS A VIEWING OPTION**

# COMMON STREAMING DEVICES

ROKU

TIVO

APPLE TV

FIRESTICK

CHROMECAST



# TiVo Stream 4K

"An excellent media streamer for TV lovers" - PCMag



**\$39.99**

**BUY NOW**



# TiVo Stream 4K


- One combined experience across streaming apps and live tv
- 4K UHD, Dolby Vision HDR and Dolby Atmos
- Google Assistant, Chromecast and voice remote control
- "2020 Best Inventions, Special Mention" - Time Magazine

## TiVo Model

TiVo Stream 4K \$39.99

## TiVo Service

Stream 4K - No Plan Required





# fireTVstick

with Alexa Voice Remote



amazon



# Roku Streaming Stick+

Powerful & portable  
Long-range wireless

HD | 4K | HDR

c|net

EDITORS' CHOICE

NOV 2019

Easy setup



Plug it in



Connect to internet



Start streaming!



Voice remote with TV controls

NETFLIX

Disney+

Apple TV

ESPN

EPiX

SHOWTIME

Spotify

abc

HBO

pandora

prime video

abc NEWS

nick

STARZ

Roku Channel

plus thousands more

Stream free TV, live news, sports, movies, music, and more  
Visit [roku.com/channelchecker](http://roku.com/channelchecker) to see a full list



New




< . . . . . >

# Roku Streaming Stick 4K+

Streams **HD|4K|HDR|Dolby Vision®**

- ✓ More powerful than ever with super-fast startup
- ✓ Rechargeable remote & lost remote finder
- ✓ All-new design that hides behind your TV
- ✓ Spectacular Dolby Vision® picture quality
- ✓ Long-range Wi-Fi®, now up to 2x faster
- ✓ Share videos, photos, and music from your Apple device with AirPlay
- ✓ Stream a massive selection of free, live, and premium TV

 Roku Voice Remote Pro

**\$69.99**

Add to cart

Compare  
(/compare)



Free shipping on all orders\*



30-day money-back guarantee

Enjoy 30-days\*\* of HBO Max when you buy an eligible Roku streaming device. See full terms below.



# Roku Streaming Stick 4K+

## Powerful & portable

Roku® Streaming Stick® 4K+ is faster and more powerful than ever and comes with our best remote. The redesigned long-range Wi-Fi® receiver is super-charged with up to 2x the speed—exactly what you need for smooth streaming in spectacular 4K, Dolby Vision®, and HDR10+ picture.

### Great for

Wall-mounted TVs | TVs farther from your router | Hands-free voice controls





## Designed to stream, not be seen

The all-new design plugs right into your TV with a simple, clutter-free setup. It's perfect for wall-mounted TVs and keeping wires out of sight.



## Small device. Big entertainment.

Start watching in a snap with a super-fast startup. Enjoy smooth streaming in rooms farther from your router with the long-range Wi-Fi® receiver, now up to 2x faster.




## The ultimate Roku remote

Say goodbye to batteries with the rechargeable Roku Voice Remote Pro. Enjoy private listening, personal shortcuts for your favorite channels, and even hands-free controls.

## Breathtaking picture quality

With 4K picture, stream in 4x the resolution of HD and experience lifelike clarity as colors pop off your screen with Dolby Vision® and HDR10+.





Apple TV 4K

# A higher definition of TV.





# Need to Have a Home Internet Connection

e.g.

Cox

Century Link



Connect to the Internet

Get Programming by:

Connecting to any streaming device, e.g. Apple TV, or Firestick or download any streaming app to your device(s)  
e.g. Hulu, Netflix, et al.

Download a program app like HD Homerun.

Remember:

There are additional up front costs for devices and apps  
But for some there are no monthly fees.

# WHAT PROGRAMMING COMES WITH STREAMING

SOME ARE FREE:     TUBI  
                             PEACOCK  
                             PLUTO  
                             XUMO

SOME APPS OFFER COMMERCIAL FREE FOR A  
SUBSCRIPTION FEE

REMEMBER: WHAT PROGRAMS DO YOU WANT TO  
WATCH AND WHICH APPS MAKE THEM AVAILABLE  
AND WHAT ARE THE COSTS?



## Some Free TV Viewing Websites

Tubi	<a href="https://tubitv.com"><u>tubitv.com</u></a>
Xumo	<a href="https://xumo.com"><u>xumo.com</u></a>
Pluto	<a href="https://plutotv.com"><u>plutotv.com</u></a>
Peacock	<a href="https://peacocktv.com"><u>peacocktv.com</u></a>
Imdb	<a href="https://imdb.com"><u>imdb.com</u></a>

There are many others available:  
search under free streaming tv

FIND THE APPS THAT CONTAIN THE PROGRAMMING  
YOU WANT TO VIEW

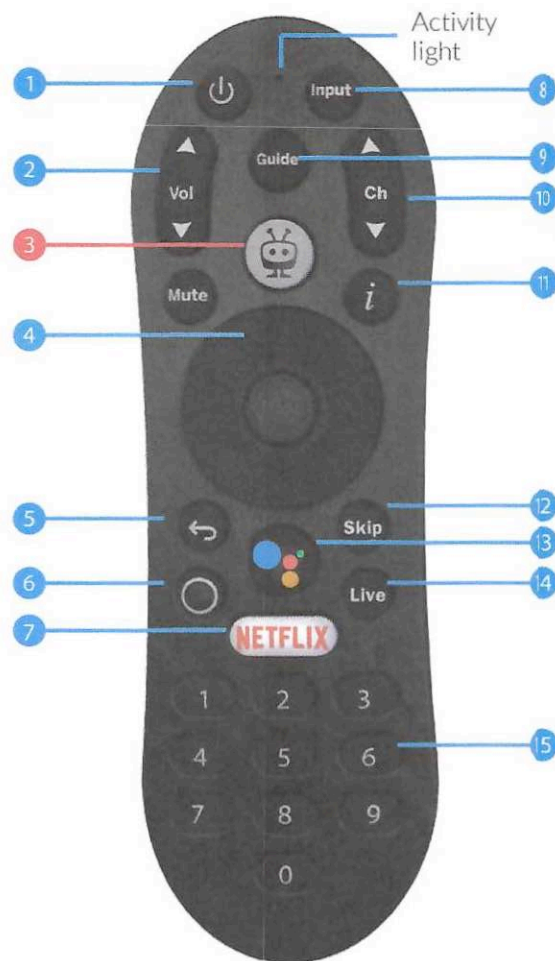
MANY STREAMING PROGRAMS ARE NOT FREE, SO  
CAREFULLY CHOOSE WHAT YOU VIEW.





# Remote Control Buttons

- 1 POWER turns television on or off.
- 2 VOL and MUTE control the TV audio.
- 3 When using the TiVo Stream app, the TiVo button opens the menu (Guide, My Shows, and more). From the Android TV home screen or any other app, the TiVo button opens the TiVo Stream app.
- 4 While navigating the TiVo menus, UP, DOWN, LEFT, or RIGHT move around, and the center button (OK) selects menu items. While watching video, the center button, LEFT, and RIGHT are used for playback control (pause, fast-forward, rewind). Availability of playback control depends on the show and streaming app.
- 5 BACK goes back to the previous screen. If no previous screen is available, BACK opens/closes the TiVo menu. In some streaming apps, BACK returns to the TiVo Home screen.
- 6 The circle button opens the Android TV home screen.
- 7 NETFLIX launches the Netflix app.



- 8 INPUT changes your video source (TiVo Stream 4K, gaming system, etc).
- 9 GUIDE takes you to the program guide.
- 10 CHANNEL UP/DOWN change the channel while watching live TV, and lets you scroll through the program guide quickly.
- 11 "i" (Info) displays show information when watching TiVo+. A long press opens the Accessibility settings screen (does not apply when watching video).
- 12 SKIP jumps forward 30 seconds while watching video. Availability depends on the show and streaming app.
- 13 Press and release the Google Assistant button to talk to Google.
- 14 LIVE jumps to the last watched channel from any TiVo Stream app screen, the Android TV home screen, and other apps on your device.
- 15 NUMBER BUTTONS can be used to quickly enter numbers (for instance, when entering a password).



[Back to top](#)

# Remote Pairing

To use TiVo Stream 4K, your remote must be paired with the device. You'll be prompted to do this during device setup, and if your remote can control your TiVo Stream 4K, then the remote is paired correctly. However, if you get a new remote or if your remote ever becomes unpaired, you may need to pair it manually. There are two options for doing so.

## Manual Pairing Option 1

Press and release the TiVo button. The activity light will flash amber while the remote is pairing.


**NOTE:** To pair a remote that has been used before, press and hold the TIVO  and BACK  buttons simultaneously until the activity light turns red. Release the buttons, and the remote will begin pairing.



## Manual Pairing Option 2

If you are unable to use the remote to reach the Settings screen, press the button on the side of your TiVo Stream 4K for 3 seconds to display the pairing screen. Then follow the on-screen instructions.

Press button  
for 3 seconds.



Alternatively, you can pair a new remote from the Android TV settings menu. Press the circle button on the remote to go to the Android TV home screen, then choose the gear icon to go to the Android TV settings menu. Select "Remotes & Accessories" to pair your remote.



 Menu

- [Home](#)
- [Networking](#)
- [Buying Guides](#)
- [Reviews](#)
- [Cable / Streaming](#)
- [Trouble Shooting Guides](#)
- [Blog](#)
- [About Us](#)



## Tivo Stream 4k vs Fire stick 4k – Which dongle is a better performer?

by [Mathew Blake](#)

*Media streaming boxes and sticks are becoming the solution to doing away with your cable bills. Streamers like Tivo stream 4k and Fire stick 4k will give you access to tons of content in 4K and are very affordable.*

The Tivo Stream 4k is a budget-friendly dongle that is designed to provide access to both free and subscription streaming content while the fire stick 4k has all the specs you want including 4k resolution, Alexa, Dolby Vision, and Atmos.

## Table of Contents

- [What are the differences between Tivo Stream 4k and Fire stick 4k?](#)
- [Tivo Stream 4k vs Fire stick 4k – How do they differ?](#)
- [Design](#)
  - [Remote](#)
  - [Setup](#)
- [Tivo Stream 4k vs Fire stick 4k – A comparison review](#)
  - [Tivo Stream 4k](#)
  - [Fire stick 4k](#)
- [Conclusion](#)
- [So which one is better Tivo Stream 4k or Fire stick 4k?](#)
- [FAQ](#)
  - [Does the fire stick 4k work on any TV?](#)
  - [Does Tivo Stream 4k work with YouTube TV?](#)

## What are the differences between Tivo Stream 4k and Fire stick 4k?

Product	Tivo stream 4k	Fire stick 4k
Remote	Peanut-shaped with all expected buttons	Long slim with more advanced features
Available apps and services	Netflix, Sling, Hulu, Amazon prime, Disney+, Amazon prime video, HBO Max, and Google play TV and movies	All major streaming services
4k	4k, Dolby Vision, Dolby Atmos	4k with HDR10 and Dolby vision

Smart Assistant

Google assistant

Alexa

[Check price](#)[Check price](#)

## Tivo Stream 4k vs Fire stick 4k – How do they differ?

### Design

These two streamers have very different designs which make it very easy to differentiate them. The Tivo stream 4k looks like a Chromecast and a Roku stick, but the main dongle is a small rectangular device with a flexible HDMI cable that you can easily connect at the side or back of your TV. There's a micro-USB port that you connect to an AC adapter to provide power, a pairing button, and a USB-C port that you can use to attach an Ethernet cable or additional storage if you have the right adapters. On the other hand, the fire stick 4k is a long rectangular bar with an HDMI connector on one end and a micro-USB port on the other. If it protrudes from the edge of your TV when plugged on the side, you can use the short and flexible HDMI extender that will allow you to reposition it at a different angle.

**The fire stick 4k has a better design that you can easily hide behind your TV and is very portable.**

### Remote

The remotes for these two devices are very different. The Tivo stream 4k has a peanut-shaped remote that makes it very comfortable to hold and use. It has all the expected buttons for volume, channels, skip a dedicated number pad, power, play/pause, directional arrows, guide and info buttons, and buttons for Google Assistant and Netflix. However, the fire stick 4k remote is an Alexa voice remote. It's a slim rectangular remote with a circular navigation pad and a pinhole mic near the top for using Alexa. It has buttons for power, volume, playback, and volume. You can use it to control our TV volume and power.

**The fire stick 4k remote uses Alexa voice control and you can use it to change your TV volume and turn it on/off.**

### Setup



The setup process for both the stick and stream 4k is straight forward, but Tivo uses personalization steps that guide you through a series of 'a or b' choices with popular TV shows to know your personal tastes. It also offers you some suggested titles for your My shows collection, but you can always add your own movies and shows later. You also get to select the streaming services you have access that includes Netflix, Sling, Hulu, Amazon prime, Disney+, Amazon prime video, HBO Max, and Google play TV and movies.

**The stream 4k has a more personalized way of ensuring you can access all your favorite movies and shows.**

## Tivo Stream 4k vs Fire stick 4k – A comparison review

### Tivo Stream 4k



[TiVo Stream 4K – Every Streaming App and Live TV on One Screen – 4K UHD, Dolby Vision HDR and Dolby Atmos Sound – Powered by Android TV – Plug-In Smart TV](#)

- No More App-Switching. Forget learning to navigate a new screen with every app. TiVo Stream 4K enables...
- Recommendations Across All of Your Apps: Get rid of the walls between what you watch. TiVo recommends...

#### [Check Price](#)

The [Tivo Stream 4k](#) is a streaming media dongle that is powered by the Android TV operating system and is very affordable considering it has both Dolby Vision and Dolby Atmos. It uses the Tivo stream app that has consolidated content from different streaming services including Apple TV+ if you have a subscription, to give you an easy to use interface. All the content is categorized into familiar titles like movies, sports, shows, and kids, then each is broken down further. This way

you can search through multiple sources of content from one interface. The stream app also houses the Tivo+ free ad-supported live TV platform that has a collection of very specific channels and can access, then using the guide button.

You'll need to have a Sling TV subscription to get the most out of the stream app, unfortunately, it doesn't support all services, it's limited to Netflix, Sling, Hulu, Amazon prime, Disney+, Amazon prime video, HBO Now, and Google play TV and movies. The stream app allows you to search for content using Google search and Google Assistant voice response. As long as Android TV supports it, you can use a live TV service apart from Sling TV. The stream 4k supports a TV with HDR so you'll get great picture quality with Dolby vision. The audio quality is also great since stream 4k supports a variety of audio formats including Dolby Atmos, Dolby digital plus, Dolby TrueHD, DTS HD, and DTS. The best part about using an Android TV is that they both work well on the stream 4k.

## Pros

- Supports Dolby Vision and Dolby Atmos
- Has a great remote control
- The stream app is easy to use
- Very affordable

## Cons

- The stream app has limited services
- Remote functions are limited

[View Price on Amazon](#)

## Fire stick 4k



[Fire TV Stick 4K streaming device with Alexa Voice Remote \(includes TV controls\) | Dolby Vision](#)



- Cinematic experience - Watch in vibrant 4K Ultra HD with support for Dolby Vision, HDR, and HDR10+.
- Home theater audio with Dolby Atmos - Feel scenes come to life with support for immersive Dolby Atmos...

### [Check Price](#)

The [fire stick 4k](#) is an affordable video streamer that is smaller, faster, and supports Dolby vision with a more advanced remote. Setting up the stick 4k is very simple, you just set it like any other Fire TV device and use your Amazon account too long in. The interface's main menu has large rows of apps and media suggested by Amazon and your own preference, however, Apple and Google aren't present on fire TV, but you can access other major apps like Crackle, Sling TV, HBO Go, Netflix, Twitch, Crunchyroll and Vudu.

The fire stick 4k uses Alexa voice assistant on the remote to search for content using voice commands, ask general info, and control compatible smart home devices. You can also pair it with an Echo device for hands-free voice control. The stick 4k can stream UHD or 4k videos including HDR media either in Dolby Vision or HDR10. It has a faster processor than the standard fire TV stick and uses a quad-core 1.7GHz CPU with 8GB of memory so you get almost instant uploads with very clear playback and reliable 4k video streaming if you have a good wireless network.

### Pros

- Very affordable
- Supports Dolby vision
- Great video quality and fast responses
- Uses Alexa voice control

### Cons

- The user interface has lots of Amazon content
- No Google play apps

[View Price on Amazon](#)

## Conclusion

The [Tivo Stream 4k](#) and Fire stick 4k are two very capable streaming dongles that won't cost you a



lot of money. While the fire stick 4k is a more mature product that has been in the market for longer and a great choice if you're an Amazon fan, the Stream 4k is an affordable Android TV device that is very impressive.

## So which one is better Tivo Stream 4k or Fire stick 4k?

The [fire stick 4k](#) is a better streaming device because you get access to all the apps you want, it's a nearly flawless streamer that supports 4k with Dolby Vision and HDR10, uses Alexa for voice control with access to your smart home devices and the remote can control your TVs power and volume.

## FAQ

### Does the fire stick 4k work on any TV?

Yes, as long as your TV has HDMI ports you can use it. It will give you the best resolution as per your TV capability.

### Does Tivo Stream 4k work with YouTube TV?

[No, but you can download it from Google play store](#) and access your subscription on the device. However, you can't integrate YouTube TV with the Tivo channel guide or content search.

Categories [Cable / Streaming](#)

Post navigation